

COLORADO COUNTY EDUCATION FACT SHEET

COLORADO COUNTY DEMOGRAPHICS

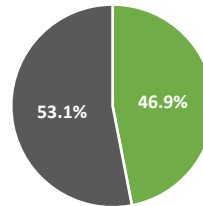
Total Population	21022
% White (Not Hispanic or Latino)	56.4%
% African American/Black	12.7%
% American Indian and Alaska Native	0.2%
% Asian	0.0%
% Native Hawaiian and Other Pacific Islander	0.0%
% Hispanic or Latino (of any race)	29.5%
% Two or more races	1.7%

POVERTY RATE COMPARISON

COLORADO COUNTY	STATE	NATIONAL
10.8%	15.5%	14.1%

POSTSECONDARY ENROLLMENT - COLORADO COUNTY

Students Enrollment in Texas Institutions of Higher Education in First Fall Semester Immediately Following High School Graduation



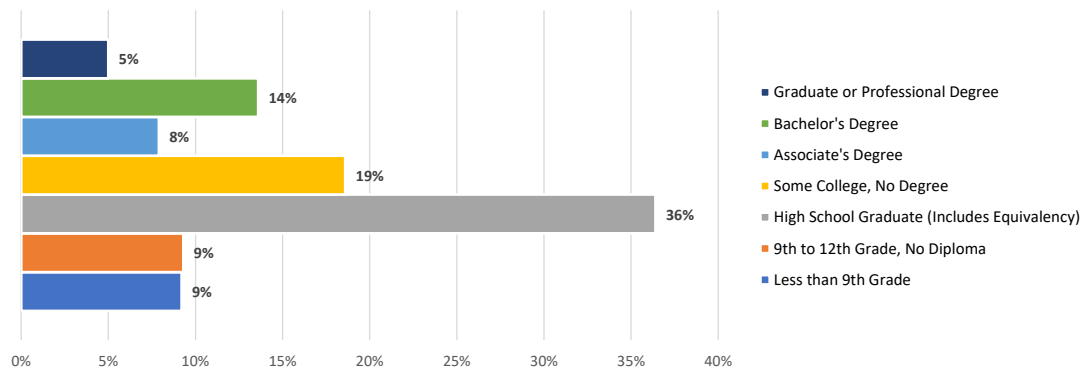
STATE ENROLLMENT RATE: 54.6%

■ STUDENTS ENROLLED IN TEXAS PUBLIC HIGHER EDUCATION ■ NON-VERIFIABLE ENROLLMENTS

**Graph above represents enrollment only at in state postsecondary institutions in the first fall semester immediately after graduation. 'Non-Verifiable Enrollments' represent graduates who have non-standard ID numbers that will not find a match at Texas higher education institution*

POSTSECONDARY DEGREE ATTAINMENT - COLORADO COUNTY

Educational Attainment for Individuals Ages 25 to 30



**Based on the American Community Survey, the results above represent a period estimate of educational attainment over 5 years.*

Source: U.S. Census Bureau, 2018; American Community Survey, 2018; Texas Higher Education Coordinating Board (THECB), 2016 -2017

COLUMBUS ISD EDUCATION FACT SHEET

SCHOOL DISTRICT DEMOGRAPHICS

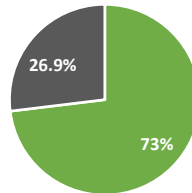
Total Students in School District	1528
16-17 High School Graduates	119
% African American	12%
% Hispanic	45%
% White	40%
% American Indian	0%
% Asian	1%
% Pacific Islander	0%
% Two or More Race	2%

ECONOMICALLY DISADVANTAGED STUDENTS

COLUMBUS ISD	STATE AVERAGE
62.8%	60%

STUDENTS COMPLETING COLLEGE APPLICATIONS - COLUMBUS ISD

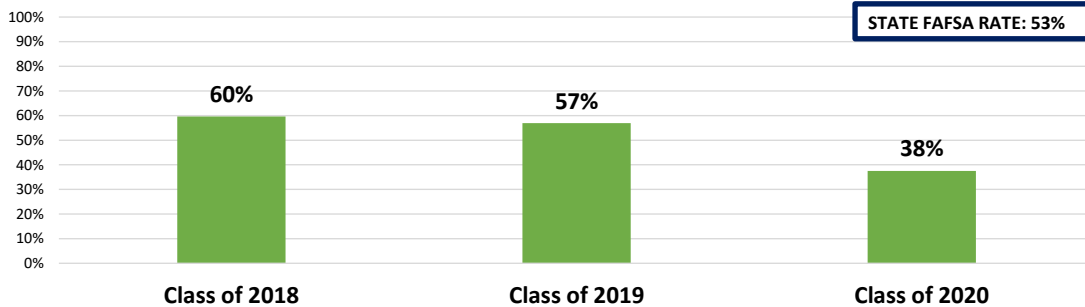
Percent of Students Completing at Least 1
College Application - Class of 2020



■ Applied to College ■ No Application Submitted

STUDENTS APPLYING FOR FINANCIAL AID - COLUMBUS ISD

High School Seniors Completing a FAFSA Application



Source: Texas Education Agency (TEA), 2017-2018; Office of Federal Student Aid (FSA), 2020; Texas Higher Education Coordinating Board (THECB), 2020